



Jain Sonu & Associates

CHARTERED ACCOUNTANTS

58, Mahatma Gandhi Road, Tower 5,
Alcove Tower Flat 2B, Diamond City
South Tollygunge Karunamoyee,
Kolkata- 700 041, (W.B.)

☎ : 9830285088

Office : ☎ (033) 4060-5306

E-mail : casonujain@gmail.com

RESTATED CONSOLIDATED FINANCIAL STATEMENTS

**INDEPENDENT AUDITOR'S REPORT ON RESTATED CONSOLIDATED
FINANCIAL STATEMENTS OF SUNDREX OIL COMPANY LIMITED**

To,
The Board of Directors,
M/s Sundrex Oil Company Limited

Dear Sir,

1. We have examined the attached Restated Consolidated Financial Statement along with the significant accounting policies and related notes and Other Financial Information of of **Sundrex Oil Company Limited** (the 'Company') and its subsidiaries OPRS Enterprises Pvt Ltd and Ecolixir Greentech Pvt Ltd (Holding company and its subsidiaries together referred as the "the Group"), for the period April, 2024 to March, 2025 and for the financial year March 31, 2024 and March 31, 2023 annexed to this report and prepared by the Company for the purpose of inclusion in the Offer Document in connection with its proposed Initial Public Offer ("IPO") on the EMERGE Platform of the National Stock Exchange of India Limited ("NSE").
2. The said Restated Consolidated Financial Statements and other Financial Information have been prepared in accordance with the requirements of:
 - i) Section 26 of Part I of Chapter III to the Companies Act, 2013 ("the Act");
 - ii) The Securities and Exchange Board of India (Issue of Capital and Disclosure Requirements) Regulations 2018 ("ICDR Regulations");
 - iii) The terms of reference to our engagements with the Company requesting us to carry out the assignment, in connection with the Draft Prospectus being issued by the Company for its proposed IPO of equity shares; and
 - iv) The Guidance Note on Reports in Company Prospectus (Revised 2019) issued by the Institute of Chartered Accountants of India ("Guidance Note")
3. We have examined the accompanied Restated consolidated Statement of Profit and Loss for the period ended 31st March, 2025 and for the financial year ended March 31, 2024 and the Restated Consolidated Balance Sheet as on those dates, forming Part of the Financial Information dealt with by this Report, detailed below. Both read together with the Significant Accounting Policies and Notes to Restated Consolidated Financial Statement thereon, which are the responsibility of the Company's management. The information has been extracted from the audited consolidated financial statements for the financial year ended March 31, 2025.
The Consolidated Financial Statements for the financial year ended March 31, 2024 has been audited by P Mundhra & Associates, Chartered Accountants being the statutory auditors of the company which are all approved by the Board of Directors of the Company at their meeting.



4. In terms of Schedule VI (Part A) (11) (II) (A) (i) of the SEBI (ICDR) Regulations, 2018 and other provisions relating to accounts of Sundrex Oil Company Limited, we, Jain Sonu & Associates, Chartered Accountants, have been subjected to the peer review process of the Institute of Chartered Accountants of India (ICAI) and our certificate is valid as on date.
5. Based on our examination, we further report that:
- a) The Restated Consolidated Balance Sheet as set out in this report, of the Company for the Financial Year ended on 31st March, 2025 and for the financial year(s) ended March 31, 2024 are prepared by the Company and approved by the Board of Directors. These Restated Consolidated Balance Sheet, have been arrived at after making such adjustments and regroupings to the financial statements of the Company, as in our opinion were appropriate and more fully described in Significant Accounting Policies and Notes to Restated Consolidated Financial Statement as set out in this Report.
 - b) The Restated Consolidated Statement of Profit and Loss as set out in this report of the Company for the period ended 31st March, 2025 for the financial year(s) ended March 31, 2024 are prepared by the Company and approved by the Board of Directors. These Restated Consolidated Statement of Profit and Loss have been arrived at after making such adjustments and regroupings to the financial statements of the Company, as in our opinion were appropriate and more fully described in Significant Accounting Policies and Notes to Restated Consolidated Financial Statement as set out in this Report.
 - c) The Restated Consolidated Cash Flow statement as set out in this report of the Company for the period ended 31st March, 2025 for the financial year(s) ended March 31, 2024 are prepared by the Company and approved by the Board of Directors. These Restated Consolidated Cash Flow statement have been arrived at after making such adjustments and regroupings to the financial statements of the Company, as in our opinion were appropriate and more fully described in Significant Accounting Policies and Notes to Restated Consolidated Financial Statement as set out in this Report. Also we draw attention to the Note No 58 to the Notes to Restated consolidated Financial Statement as at 31-03-2025 in relation to preparation of Restated consolidated cashflow statement for the Financial Year 2023-24.
 - d) The Restated Consolidated Financial Statements have been made after incorporating adjustments for:
 - i. The changes, if any, in accounting policies retrospectively in respective financial years to reflect the same accounting treatment as per the changed accounting policy for all the reporting period /years.
 - ii. Prior period and other material amount in the respective financial years to which they relate which are stated in the Notes to Restated Consolidated Financial Statement as set out in this Report.



- e) There were no qualifications in the Audit Reports issued by Statutory Auditors for the financial year(s) ended March 31, 2025 which would require adjustments in this Restated Consolidated Financial Statements of the Company.
- f) The Company has not paid any dividend since its incorporation.
6. In our opinion, the Restated Consolidated Financial Statements and Other Financial Information read with the significant accounting policies and notes to the Restated Consolidated Financial Statements have been prepared in accordance with Section 26 of Companies Act, 2013 and the SEBI Regulations and the Guidance Note on the Reports in Company Prospectus (Revised 2019) issued by the Institute of Chartered Accountants of India (ICAI). Consequently, the financial information has been prepared after making such regroupings and adjustments as were, in our opinion, considered appropriate to comply with the same. As a result of these regrouping and adjustments, the amount reported in the financial information may not necessarily be the same as those appearing in the respective audited financial statements for the relevant years.
7. This report should not in any way be construed as a re-issuance or re-dating of any of the previous audit reports issued by any other firm of Chartered Accountants nor should this report be construed as a new opinion on any of the financial statements referred to therein.
8. We have no responsibility to update our report for events and circumstances occurring after the date of the report.
9. This report is intended solely for your information and for inclusion in the Offer document in connection with the Company's proposed IPO of equity shares and is not to be used, referred to or distributed for any other purpose without our prior written consent.

For Jain Sonu & Associates
Chartered Accountants
Firm Registration No.-324386E

spn

CA. Sonu Jain
(Partner)

Membership No: 060015

Place: Kolkata

Date: 14.05.2025

UDIN: 05060015BMLXB04928



SUNDREX OIL COMPANY LIMITED

CIN: U23200WB2010PLC147053

Restated Consolidated Balance Sheet

Particulars		Note No.	March 31, 2025 Amount in Lakhs	March 31, 2024 Amount in Lakhs	March 31, 2023 Amount in Lakhs
			Consolidated	Consolidated	Standalone
A	EQUITY AND LIABILITIES				
1	Shareholders' funds				
	(a) Share Capital	3	964.48	98.00	98.00
	(b) Minority Interest	3.1	0.37	0.36	-
	(c) Reserves & Surplus	4	563.20	297.30	40.84
	Total of Shareholders' Fund		1,528.05	395.66	138.84
2	Non-current liabilities				
	(a) Long-Term Borrowings	5	1,092.70	606.60	637.65
	(b) Deferred Tax Liabilities(net)	6	5.74	-	-
	Total of Non-Current Liabilities		1,098.44	606.60	637.65
3	Current liabilities				
	(a) Short-Term Borrowings	7	640.04	749.44	339.28
	(b) Trade Payables				
	(i) Dues to Micro, Small & Medium Enterprise	8.1	8.30	-	-
	(ii) Dues to Others	8.2	253.15	311.90	112.65
	(c) Other current liabilities	9	181.46	285.32	253.21
	(d) Short-term Provisions	10	133.94	66.02	11.66
	Total of Current Liabilities		1,216.89	1,412.67	716.81
	Total Equity & Liabilities		3,843.38	2,414.94	1,493.30
B	ASSETS				
1	Non-Current Assets				
	(a) Property, Plant & Equipment and Intangible Assets				
	(i) Property, Plant & Equipment	11.1	411.00	357.82	217.76
	(ii) Intangible Assets	11.2	9.36	9.07	-
	(iii) Capital Work in Progress	11.3	21.35	21.35	5.12
	(b) Non - Current Investments	12	409.66	12.27	1.17
	(c) Deferred Tax Assets (net)		4.49	2.06	6.62
	(d) Other Non-Current Assets	13	16.37	15.86	22.59
	Total of Non-Current Assets		872.23	418.42	253.25
2	Current assets				
	(a) Current Investments	14	11.11	62.00	-
	(b) Inventories	15	595.07	252.59	84.33
	(c) Trade Receivables	16	1,408.34	1,052.62	479.81
	(d) Cash and Cash Equivalents	17	493.44	180.39	178.50
	(e) Short-term Loans and Advances	18	312.92	381.97	459.62
	(f) Other Current Assets	19	150.28	66.96	37.79
	Total of Current Assets		2,971.16	1,996.52	1,240.05
	Total Assets		3,843.38	2,414.94	1,493.30

Summary of significant accounting policies

1,2

Note: The accompanying Restated Statement of Significant Accounting Policies and Notes to Restated Financial Information are an integral part of this statement.

As per our report of even date attached

For Jain Sonu & Associates

Chartered Accountants

FRN No. 324386E

Partner - CA Sonu Jain

Membership No. -- 060015

UDIN -

Place : Kolkata

Date:

SUNDREX OIL COMPANY LIMITED

For and on behalf of Board of Directors of

Sundrex Oil Company Limited

Whole Time Director

Shashank Sonthalia

(Whole-time director)

DIN No: 03052899

Aman Sonthalia

(Chief Financial Officer)

Managing Director

Maresh Sonthalia

(Managing Director)

DIN No: 00755021

Akansha Lakhani

(Company Secretary)

(Mem no-A58174)



SUNDREX OIL COMPANY LIMITED
CIN: U23200WB2010PLC147053
Restated Consolidated Statement of Profit & Loss

Particulars	Note No.	March 31, 2025	March 31, 2024	March 31, 2023
		Amount in Lakhs Consolidated	Amount in Lakhs Consolidated	Amount in Lakhs Standalone
A INCOME				
Revenue from Operations	20	6,719.68	4,831.36	2,748.97
Other Income	21	192.18	87.86	30.05
I TOTAL INCOME		6,911.86	4,919.21	2,779.02
B EXPENSES				
Cost of Raw Materials consumed	22	5,702.69	3,965.55	2,150.42
Purchase of Stock in Trade	23	-	-	-
Change in Inventories of Finished Goods & Work-In-Progress	24	(203.79)	(23.22)	(11.69)
Employee Benefit Expenses	25	130.31	96.73	71.63
Finance Cost	26	179.86	143.74	92.99
Depreciation & Amortization Expenses	11	34.55	23.98	51.13
Other Expenses	27	363.62	367.23	369.35
II TOTAL EXPENSES		6,207.24	4,574.01	2,723.84
III PROFIT BEFORE EXCEPTIONAL AND EXTRAORDINARY ITEMS AND TAX (I- II)		704.63	345.20	55.17
IV EXCEPTIONAL ITEM		-	-	-
Profit / (Loss) on Sale of Assets		-	-	-
Liability/ Asset no longer required				
V PROFIT BEFORE EXTRAORDINARY ITEMS AND TAX (III-IV)		704.63	345.20	55.17
VI Extraordinary items Income/ (Expenses)		-	-	-
VII PROFIT BEFORE TAX(V-VI)		704.63	345.20	55.17
VIII TAX EXPENSE:				
(1) Current tax				
- Provision for Income Tax		156.86	81.23	19.00
(2) Deferred Tax				
- Deferred Tax Liability Created/ (Reversal)		3.31	7.48	(3.65)
Total of Tax Expenses		160.16	88.71	15.35
IX PROFIT/(LOSS) FOR THE YEAR (VII-VIII)		544.46	256.50	39.82
Minority interest's share		0.01	0.03	-
Parent's Share		544.45	256.46	-
EARNING PER SHARE (Nominal value of share ₹ 10)				
Basic & Diluted Earning Per Share	28	8.12	6.81	1.06

Summary of significant accounting policies

1,2

Note: The accompanying Restated Statement of Significant Accounting Policies and Notes to Restated Financial Information are an integral part of this statement.

As per our report of even date attached
For Jain Sonu & Associates
Chartered Accountants
FRN No. 324386E

SUNDREX OIL COMPANY LIMITED

Whole Time Director

Shashank Sonthalia
(Whole-time director)
DIN No: 03052899

Aman Sonthalia
(Chief Financial Officer)

SUNDREX OIL COMPANY LIMITED

For and on behalf of Board of Directors of
Sundrex Oil Company Limited

Managing Director

Mahesh Sonthalia
(Managing Director)
DIN No: 00755021

Akantha Lakhani
Akansha Lakhani
(Company Secretary)
(Mem no-A58174)

Partner - CA Sonu Jain
Membership No. -- 060015
UDIN - 25060025
Place : Kolkata
Date: 14.05.2025



BAL * 504928

SUNDREX OIL COMPANY LIMITED
CIN: U23200WB2010PLC147053
Restated Consolidated Cash Flow Statement

Particular	March 31, 2025	March 31, 2024	March 31, 2023
	Amount in Lakhs Consolidated	Amount in Lakhs Consolidated	Amount in Lakhs Standalone
A Cash Flow From Operating Activities			
Profit before tax from continuing operations	704.63	339.81	55.17
Profit Before Tax	704.63	339.81	55.17
Non cash & Non operating item			
Prior Period Adjustments	-	-	0.32
Depreciation and Amortisation	34.55	23.97	51.13
Interest & Finance Charges	158.05	138.72	92.99
Profit from Sale of Fixed Assets	(0.47)	-	
Profit from Sale of Mutual Fund	(12.39)	-	
Prior period expenses	(0.07)	(0.87)	
Interest Received	(6.63)	(9.73)	(8.53)
Operating Profit before working capital changes	877.66	491.89	191.09
Movements in Working Capital:			
Increase/(Decrease) in Trade Payables	(50.45)	72.15	(8.53)
Increase/(Decrease) in Other Current Liabilities	(103.87)	(76.05)	88.47
Decrease/(Increase) in Trade Receivables	(355.73)	(326.72)	(96.66)
Decrease/(Increase) in Inventories	(342.48)	(100.16)	15.40
Decrease/(Increase) in Short-Term Loan and Advances	69.06	0.44	(401.82)
Decrease/(Increase) in Other Current Assets	(83.32)	(31.76)	(20.15)
Increase/(Decrease) in Short Term Provisions	67.92	64.11	10.03
Net cash flow before Tax and Extra ordinary Item	78.80	93.91	(222.16)
Direct Taxes (Paid) / Refund	(156.86)	(82.86)	(19.00)
Net cash flow from/ (used in) operating activities (A)	(78.05)	11.05	(241.16)
B Cash flows from investing activities			
Interest Received	6.63	9.73	8.53
Sale of Fixed Assets	0.80	-	
Decrease/(Increase) in WIP	-	-	
Purchase of Fixed Assets	(88.36)	(139.97)	(20.64)
Decrease/(Increase) in Non- Current Investments	(397.39)	(144.12)	-
Decrease/(Increase) in Current Investments	-	(61.10)	
Proceeds from sale of mutual funds	63.28	-	
Decrease/(Increase) in Other Non Current Assets	(0.51)	7.81	71.05
Net cash flow from/(used in) investing activities (B)	(415.56)	(327.65)	58.94
C Cash flows from financing activities			
Proceeds/(Repayment) From Long Term Borrowings	486.09	(59.78)	186.25
Proceeds/(Repayment) from Short Term Borrowings	(109.39)	480.96	108.77
Proceeds from Issue of Shares	588.00	15.00	-
Interest Paid	(158.05)	(138.72)	(93.00)
Net cash flows from/(used in) in financing activities (C)	806.65	297.46	202.01
Component of cash and cash equivalents			
Net increase / (decrease) in cash and cash equivalent (A+B+C)	313.05	(19.14)	19.79
Cash and cash equivalent at the beginning of the year	180.39	199.53	158.70
Cash and cash equivalent at the beginning of the year of Sundrex Oil Company Ltd	164.67	178.50	158.70
Cash and cash equivalent at the beginning of the year of OPRS Enterprises Pvt Ltd	15.26	21.02	-
Cash and cash equivalent at the beginning of the year of Ecolixir Greentech Pvt Ltd	0.45	-	-
Cash and cash equivalent at the end of the year	493.44	180.39	178.50
Cash on Hand	29.94	21.63	13.43
With Banks - On Current Account	387.17	31.17	13.12
Deposits with Banks	76.33	127.59	151.95
Total cash and cash equivalents (Note 15)	493.44	180.39	178.50

Summary of significant accounting policies

1,2

The accompanying notes form an integral part of these financials statements

Cash flow Statement has been prepared under Indirect method as set out in Accounting Standard- 3 "Cash Flow Statement" notified under Section 133 of the Companies Act, 2013

As per our report of even date attached

For Jain Sonu & Associates

Chartered Accountants

FRN No. 324386E

Partner - CA Sonu Jain

Membership No. - 060015

UDIN - 25060015

Place : Kolkata

Date: 14.05.2025

SUNDREX OIL COMPANY LIMITED

For and on behalf of Board of Directors of
Sundrex Oil Company Limited

Whole Time Director

Shashank Sonthalia
(Whole-time director)
DIN No: 03052899

Aman Sonthalia
(Chief Financial Officer)

Managing Director

Maresh Sonthalia
(Managing Director)
DIN No: 00755021

Akansha Lakhani

Akansha Lakhani
(Company Secretary)
(Mem no-A58174)



SUNDREX OIL COMPANY LIMITED**CIN: U23200WB2010PLC147053****Notes to Restated Consolidated Financial Statement**

1	Corporate Information
	Sundrex Oil Company Ltd (The company) is a Limited Company domiciled in India and incorporated under the provisions of the Companies Act 1956.. Sundrex Oil Company Limited is in the business of retail trading of Oil, Lubricants, etc.
2	Significant Accounting Policies.
1	Basis of Preparation
	This restated financial statements has been prepared in accordance with Indian Generally Accepted Accounting Principles ("GAAP") under the historical cost convention on accrual basis. GAAP comprises mandatory accounting standards specified under Section 133 of the Act, read with Companies (Accounting Standards) Rules, 2021 and the provisions of the Companies Act, 2013. The accounting policy have been consistently applied by the company and are consistent with those used in previous year except in case of better disclosure of relevant reliable information and matching concepts. The Company has rounded off all the amounts in these restated financial statements and two decimal thereof, unless otherwise specifically stated.
	Operating cycle
	All assets and liabilities have been classified as current and non-current as per the companies operating cycle and of other criteria set out in Schedule -III of Companies Act 2013. Based on the nature of operation, the company has ascertained its operating cycle as 12 months for the purpose of current/non-current classification of assets and liabilities. The operating cycle is the time between the acquisition of assets for processing and their realization in cash and cash equivalents. Deferred tax asset and liabilities are classified as non-current only.
2	Summary of Significant Accounting Policies.
a.	Use of Estimates
	The preparation of the restated financial statements in conformity with Indian GAAP requires the management to make judgements, estimates and assumptions that affect the reported amounts of the assets and liabilities (including contingent liabilities) and the reported income and expenses during the period. Although these estimates are based on management's best knowledge of current events and actions, uncertainty about these assumptions and estimates could result in the outcomes requiring as material adjustment to the carrying amount of assets or liabilities in the future periods.
b.	AS - 2 Valuation of inventories
	Inventories are valued at the lower of cost and the net realisable value after providing for obsolescence and other losses, where considered necessary. Cost includes all charges in bringing the goods to the point of sale, including octroi, conversion charges and other levies, transit insurance and receiving charges. Work-in-progress and finished goods include appropriate proportion of overheads.
c.	AS - 3 Cash Flow Statements
	Cash flows are reported using the indirect method, whereby profit / (loss) before extraordinary items and tax is adjusted for the effects of transactions of non-cash nature and any deferrals or accruals of past or future cash receipts or payments. The cash flows from operating, investing and financing activities of the Company are segregated based on the available information.
d.	AS - 4 Events Occurring after the Balance Sheet date
	Assets and Liabilities are adjusted for events occurring after the Balance Sheet date that provide additional evidence to assist the estimation of amounts relating to condition existing at the Balance sheet date.
e.	AS - 5 Net Profit or Loss for the Period, Prior Period Items, and changes in Accounting Policies
	Significant items of Extra-Ordinary Items, and Prior Period Incomes and Expenditures, are accounted in accordance with Accounting Standards 5.
f.	AS - 9 Revenue Recognition
	Revenue is recognized to the extent that it is probable that the economic benefits will flow to the Company and the revenue can be reliably measured.
	Revenue from Sales
	Revenue is primarily derived from the retail trading of oil, lubricants, and similar products. Domestic sales are recognized at the point of dispatch of goods when the substantial risks and rewards of ownership in the goods are transferred to the buyer as per the terms of the contract and are net of returns. Sales are recorded net of GST collected, trade discounts, and sales taxes.
	Other income
	Interest income is recognized on a time proportion basis taking into account the amount outstanding and the applicable interest rate. Interest income is included under the head "other income" in the statement of profit and loss.



SUNDREX OIL COMPANY LIMITED**CIN: U23200WB2010PLC147053****Notes to Restated Consolidated Financial Statement****g. AS - 10 Accounting for Property, Plant and Equipments****Property, Plant and Equipments**

Property, Plant and Equipment are stated at cost less accumulated depreciation (other than freehold land where no depreciation is charged). The Company capitalizes all costs relating to PPE till such assets are installed. Depreciation on PPE are provided for, on Straight Line Value Method over the useful life of assets as prescribed in Schedule-II of the Companies Act, 2013.

Subsequent costs are included in the asset's carrying amount or recognized as a separate asset, as appropriate, only when it is probable that future economic benefits will flow to the Company and the cost can be measured reliably. All other repairs and maintenance costs are charged to the standalone statement of profit and loss during the period in which they are incurred.

Gains or losses arising on disposal or retirement of an asset are measured as the difference between net disposal proceeds and the carrying value of property, plant and equipment and are recognized in the statement of profit and loss when the asset is derecognized.

Depreciation

During the financial year ended 2024, the Company has changed the method of depreciation for All Asset class from the Written Down Value (WDV) method to the Straight Line Method (SLM) for better alignment with the expected pattern of future economic benefits derived from the use of these assets. Necessary board resolution is passed for the change.

This change has been made in accordance with the provisions of Schedule II of the Companies Act, 2013, which emphasizes depreciation based on the useful life of assets and their pattern of usage, and is consistent with the guidance provided by the Institute of Chartered Accountants of India (ICAI) and Accounting Standard 10 (Property, Plant, and Equipment).

Impact of the Change

The change in method of depreciation would increase profit of Rs 25.06 Lacs in FY 23-24

Capital work-in Progress

All expenditures, including borrowings cost incurred during the expansion period accumulated and shown under this head until the same is put to commercial use.

h. AS - 13 Investments

Investments that are readily realizable and intended to be held for not more than a year are classified as current investments. All other investments are classified as long term investments. Current investment are carried at lower cost or fair value determined on an individual investment basis. Long term investments are carried at cost. However, provision for diminution in value made to recognize a decline other than temporary in the value of the investments. The company has not made any investment during the financial year.

i. AS - 15 Employee Benefits**1. Defined Contribution Plan:**

- Contributions to recognized provident fund are charged to Statement of Profit and Loss as and when incurred.

2. Defined Benefit Plan:-

- Gratuity has been ascertained and recognized in the accounts on the basis of independent actuarial valuation. Employees are not eligible for any other long-term benefits as per service conditions and hence not provided in the accounts. The company has not registered under Gratuity Act.

3. All short term employee benefits such as salaries, incentives, special awards, medical benefits, bonus which fall due within 12 months of the period in which the employees renders the related services and which the employee is entitled to avail, are recognized in the statement of profit and loss on accrual basis without discounting.


j. AS - 16 Borrowing cost

Borrowing cost includes interest, amortization of ancillary costs incurred in connection with the arrangement of borrowings and exchange difference arising from foreign currency borrowings to the extent they are regarded as an adjustment to the interest cost.

Borrowings Costs directly attributable to the acquisition, construction or production of an asset that necessarily takes a substantial period of time to get ready for its intended use or sale are capitalized as part of the cost of the respective asset. All other borrowings costs are expensed in the period they occur.

k. AS - 18 Related Party Transaction

Salary to Key Managerial Personnel, salary to relatives of Key Management Personnel and transactions with Company in which Key Management Personnel / Relatives of Key Management Personnel can exercise significant influence are disclosed as Related Party Transaction in the Notes to Accounts.



SUNDREX OIL COMPANY LIMITED**CIN: U23200WB2010PLC147053****Notes to Restated Consolidated Financial Statement**

l. AS - 19 Lease	
	(i) Operating lease payment are recognized as an expense in the statement of Profit & loss on a straight line basis over the lease term. (ii) Assets under Financial Lease are capitalized at the inception of these term at the lower of fair value of the leased property and present value of minimum lease payments. (iii) Asset given under operating leases are included under Fixed Assets.
m. AS - 20 Earnings Per Share	
	Basic earnings per share is computed by dividing the profit / (loss) after tax (including the post tax effect of extraordinary items, if any) by the weighted average number of equity shares outstanding during the period. Diluted earnings per share is computed by dividing the profit / (loss) after tax (including the post tax effect of extraordinary items, if any) as adjusted for dividend, interest and other charges to expense or income (net of any attributable taxes) relating to the dilutive potential equity shares, by the weighted average number of equity shares considered for deriving basic earnings per share and the weighted average number of equity shares which could have been issued on the conversion of all dilutive potential equity shares.
n. AS - 22 Accounting for Taxes on Income	
	1. Current income tax is measured at the amount expected to be paid to tax authorities in accordance with the Income Tax Act, 1961 that is enacted or substantially enacted on the reporting date. 2. Deferred tax liability/asset resulting from "timing difference" between book and taxable profit is accounted for using the tax rates and laws that have been enacted or substantially enacted as on Balance Sheet date. The deferred tax asset is recognized and earned forward only to the extent that there is reasonable certainty that the assets will be realized in future. The carrying amount of deferred tax assets are reviewed at each balance sheet date.
o. AS - 26 Intangible Assets	
	Intangible assets are recognized when the assets is identifiable, is within the control of the Company, it is probable that the future economic benefits that are attributable to the assets will flow to the company and cost of the assets can be reliably measured. The company has intangible assets which are procured externally. The amortization of the intangible assets are based on the license period of those assets.
p. AS - 28 Impairment of Assets	
	No such impairment process for tangible assets is carried out by the company during the current year.
q. Provisions and contingencies	
	A provision is recognised when the Company has a present obligation as a result of past events and it is probable that an outflow of resources will be required to settle the obligation in respect of which a reliable estimate can be made. Provisions (excluding retirement benefits) are not discounted to their present value and are determined based on the best estimate required to settle the obligation at the balance sheet date. These are reviewed at each balance sheet date and adjusted to reflect the current best estimates. Contingent liabilities and Contingent assets are not recognised in the financial statements.
r. Cash and cash equivalents	
	Cash comprises cash in hand and demand deposits with banks. Cash equivalents are short-term balances (with an original maturity of three months or less from the date of acquisition), highly liquid investments that are readily convertible into known amounts of cash and which are subject to insignificant risk of changes in value.
s. Material regrouping	
i.	With effect from April 1 2014, Schedule III notified under the Companies Act, 2013 has become applicable to the Company for preparation and presentation of its financial statements. The adoption of Schedule III does not impact recognition and measurement principles followed for preparation of financial statements. Further, there is no significant impact on the presentation and disclosures made in the financial statements on adoption of Schedule III.
ii.	As compared to Revised Schedule VI Appropriate adjustments have been made in the Restated Financial Information, wherever required, by a reclassification of the corresponding items of income, expenses, assets, liabilities and cash flows in order to bring them in line with the groupings as per the audited financial statements of the Company as at and for the year ended September 30, 2024, prepared in accordance with Schedule III and the requirements of the Securities and Exchange Board of India (Issue of Capital and Disclosure Requirements) Regulations, 2009 (as amended).



SUNDREX OIL COMPANY LIMITED
CIN: U23200WB2010PLC147053
Notes to Restated Consolidated Financial Statement

3	SHARE CAPITAL AS RESTATED	March 31, 2025		March 31, 2024		March 31, 2023	
		No. of shares	Amount in Lakhs	No. of shares	Amount in Lakhs	No. of shares	Amount in Lakhs
	AUTHORIZED CAPITAL						
	10,000,000 Equity Share of Rs 10/-Each						
	(March 31, 2024: 10,00,000 Equity shares of Rs. 10 each.)	10,000,000	1,000.00	1,000,000	100.00	1,000,000	100.00
		10,000,000	1,000.00	1,000,000	100.00	1,000,000	100.00
	ISSUED, SUBSCRIBED AND FULLY PAID						
	96,44,752 Equity Shares of Rs 10/-Each	9,644,752	964.48	980,000	98.00	980,000	98.00
	(March 31, 2024: 9,80,000 Equity Shares of Rs. 10 each.)						
	Total Share Capital	9,644,752	964.48	980,000	98.00	980,000	98.00

a. Reconciliation of the shares outstanding at the beginning and at the end of the reporting period:

Equity shares of Rs 10 each with voting rights	March 31, 2025		March 31, 2024		March 31, 2023	
	No. of shares	Amount in Lakhs	No. of shares	Amount in Lakhs	No. of shares	Amount in Lakhs
At the beginning of year	980,000	98.00	980,000	98.00	980,000	98.00
Add: Issued equity shares of Rs. 10/- each.[Right Share] during the period	5,880,000	588.00				
Add: Issued Bonus Shares of Rs. 10 each during the period	2,784,752	278.48				
Balance as at the end of the year	9,644,752	964.48	980,000	98.00	980,000	98.00

b. Terms and rights attached to equity shares

- (i) The Company has only one class of equity shares having a par value of Rs. 10 per share. Each holder of equity shares is entitled to one vote per share.
- (ii) In the event of liquidation, the equity shareholders are eligible to receive the remaining assets of the Company after distribution of all preferential amounts, in proportion to their shareholding.
- (iii) The company during the period has issued 58,80,000 equity shares on a right basis at face value of Rs.10 per share.
- (iv) The company during the year has issued 27,84,752 fully paid bonus equity shares having a face value of Rs.10/- per share by utilizing its balance in the Reserves i.e Profit and Loss balance.
- (v) Shares reserved for issue under options and contracts/ commitments for sale of shares / disinvestment, including the terms and amounts: NIL
- (vi) The Company has not declared the dividend during the year and in the previous year.

c. Details of shares held by each shareholder holding more than 5% shares

Class of shares / Name of shareholder	March 31, 2025		March 31, 2024		March 31, 2023	
	No. of shares	%	No. of shares	%	No. of shares	%
Mr.Mahesh Sonthalia	8,198,040	85.00%	833,000	85.00%	833,000	85.00%
Mrs.Richa Sonthalia	551,129	5.71%	56,000	5.71%	56,000	5.71%
Mrs. Seema Sonthalia	551,129	5.71%	56,000	5.71%	56,000	5.71%
	9,300,298	96.43%	945,000	96.43%	945,000	96.43%

d. Details of Shares held by Promoters and disclosure for % change during the year

Promoter Name	March 31, 2025		March 31, 2024		March 31, 2023	
	No. of Shares	% of holding	No. of Shares	% of holding	No. of Shares	% of holding
Mr.Mahesh Sonthalia	8,198,040	85.00%	833,000	85.00%	833,000	85.00%
Mr.Aman Sonthalia	137,782	1.43%	14,000	1.43%	14,000	1.43%
Mrs.Dolly Sonthalia	-	-	7,000	0.71%	7,000	0.71%
Mrs.Richa Sonthalia	-	-	56,000	5.71%	56,000	5.71%
Mrs. Seema Sonthalia	-	-	56,000	5.71%	56,000	5.71%
Mr.Shashank Sonthalia	68,891	0.71%	7,000	0.71%	7,000	0.71%
Mr. Vignesh Sonthalia	-	-	7,000	0.71%	7,000	0.71%
	8,404,713	87.14%	980,000	100.00%	980,000	100.00%

3.1	MINORITY INTEREST AS RESTATED	March 31, 2025 Amount in Lakhs	March 31, 2024 Amount in Lakhs	March 31, 2023 Amount in Lakhs
	Issued,Subscribed and fully paid up share capital of OPRS Enterprises Private limited - 100 shares of Rs. 100/- each.	0.26	0.23	-
	Issued,Subscribed and fully paid up share capital of Ecolixir Greentech Private limited - 1,000 shares of Rs. 10/- each.	0.10	0.10	-
	Opening balance	0.36	0.33	-
	Profit during the year related to minority interest:			
	OPRS Enterprises Private limited	0.01	0.04	-
	Ecolixir Greentech Private limited	0.00	-0.00	-
	Closing balance	0.37	0.36	-
	Note: The amount as on 31.03.23 represents standalone figure hence the amount has been shown as nil.			



SUNDREX OIL COMPANY LIMITED
CIN: U23200WB2010PLC147053
Notes to Restated Consolidated Financial Statement

4	RESERVES AND SURPLUS AS RESTATED	March 31, 2025	March 31, 2024	March 31, 2023
		Amount in Lakhs	Amount in Lakhs	Amount in Lakhs
	Surplus/(Deficit) in Statement of Profit & Loss			
	Opening Balance	297.30	40.84	0.70
	Add: Profit during the year	544.45	256.46	39.82
	Add: Adjustments relating to prior period	-	-	0.32
	Less- Prior Period Expenses	0.07	-	-
	Less: Surplus Utilise on issue of Bonus Shares	278.48	-	-
	Total of Reserves & Surplus	563.20	297.30	40.84
5	LONG -TERM BORROWINGS AS RESTATED	March 31, 2025	March 31, 2024	March 31, 2023
		Amount in Lakhs	Amount in Lakhs	Amount in Lakhs
A	Secured Borrowings:			
	Term loans			
	(i) Hero Fincorp Ltd. Loan	-	-	0.35
	(ii) Aditya Birla Finance Limited	-	109.78	-
	(iii) Bajaj Finance Ltd.	-	-	0.24
	(iv) UGRO Capital Limited	-	-	10.31
	(v) Unity Small Finance Limited	25.36	2.51	10.08
	(vi) Axis Finance Limited	486.76	446.00	469.21
	(vii) Bandhan Bank Loan	205.88	-	-
	(viii) Standard Chartered Bank	14.71	-	-
	(ix) Poonawala Fincorp Limited	24.92	-	-
	(x) L & T Finance Limited	22.79	-	-
	(xi) Clix Capital Services Pvt Ltd	23.85	-	-
	(xii) Yes Bank Ltd	20.38	-	-
	Long Term maturities of finance lease obligations(Vehicle Loan)			
	(i) Kotak Mahindra Car loan	4.40	5.47	-
	(ii) Punjab Sind Car Loan	1.61	2.30	-
	(iii) Federal Car loan	7.23	9.02	-
	<i>*Refer Note No. 32</i>			
	Sub-total (A)	837.89	575.08	490.18
B	Unsecured Borrowings:			
	(a) Loans from directors	-	5.35	35.13
	(b) Loans and Advances from related parties	239.81	-	-
	(c) Loans from body corporate	15.00	26.17	112.35
	<i>*From Related Parties (Refer Note no. 29)</i>			
	Sub-total (B)	254.81	31.52	147.47
	Total of Long- Term Borrowings (A+B)	1,092.70	606.60	637.65
6	DEFERRED TAX LIABILITY (NET) AS RESTATED	March 31, 2025	March 31, 2024	March 31, 2023
		Amount in Lakhs	Amount in Lakhs	Amount in Lakhs
	Deferred Tax Liability:-			
	Tax effect on difference of Closing WDV of Fixed Assets as per Companies Act & Income Tax Act thereon	5.74	2.06	6.62
	Total of Deferred Tax Liabilities (Net)	5.74	2.06	6.62



SUNDREX OIL COMPANY LIMITED
CIN: U23200WB2010PLC147053
Notes to Restated Consolidated Financial Statement

7	SHORT TERM BORROWINGS AS RESTATED	March 31, 2025 Amount in Lakhs	March 31, 2024 Amount in Lakhs	March 31, 2023 Amount in Lakhs
	<u>Secured Borrowings:</u>			
	<u>Loan repayable on demand:</u>			
	-From Bank & Others			
	(i) Axis Bank (OD)	184.02	264.13	201.22
	(ii) Tata Capital Financial Service	-	30.14	-
	(iii) NSIC	98.57	83.52	21.70
	<u>Current Maturities for Long Term Borrowings</u>			
	(i) Bajaj Finance Ltd.		0.09	0.05
	(ii) Standard Chartered Bank	7.51	-	-
	(iii) Aditya Birla Finance Limited	-	32.11	-
	(iv) UGRO Capital Limited	-	-	11.28
	(v) Untiy Small Finance Limited	16.32	11.15	11.15
	(vi) Axis Finance Limited	34.05	80.79	80.79
	(vii) Poonawala Fincorp Limited	11.99	-	-
	(viii) L & T Finance Limited	10.16	-	-
	(ix) Clix Capital Services Pvt Ltd	9.93	-	-
	(x) Yes Bank Ltd	10.54	-	-
	(xi) Bandhan Bank	10.94	-	-
	<u>Working Capital Loan</u>			
	(i) Canara Bank (0012)	-	-	7.95
	(ii) Canara Bank (6104)	-	-	5.14
	(iii) Standard Chartered Bank	246.03	247.51	-
	*Refer Note No. 32			
	Total of Short Term Borrowings	640.04	749.44	339.28
8.1	TRADE PAYABLES - DUES TO MICRO, SMALL & MEDIUM ENTERPRISE AS RESTATED	March 31, 2025 Amount in Lakhs	March 31, 2024 Amount in Lakhs	March 31, 2023 Amount in Lakhs
A	Principal and Interest amount remaining unpaid	8.30	-	-
B	Interest due thereon remaining unpaid	-	-	-
C	Interest paid by the company in terms of section 16 of the Micro, Small and Medium Enterprise Development Act, 2006, along with the amount of the payment made to the supplier beyond the appointed day	-	-	-
D	Interest due and payable for the period of delay in making payments (which have been paid but beyond the appointed day during the period) but without adding interest specified under the Micro, Small and Medium Enterprise Development Act, 2006	-	-	-
E	Interest Accrued and remaining unpaid	-	-	-
F	Interest remaining due and payable even in the succeeding years, until such date when the interest dues as above are actually paid to the small enterprises	-	-	-
	Total Trade Payables	8.30	-	-
8.2	TRADE PAYABLES - DUES TO OTHERS AS RESTATED	March 31, 2025 Amount in Lakhs	March 31, 2024 Amount in Lakhs	March 31, 2023 Amount in Lakhs
	Due to Other than Micro, Small & Medium Enterprises (Refer Note No.8.2(a),8.2(b) and 8.2(c) for Ageing of Trade Payable)	253.15	311.90	112.65
	Total Trade Payables	253.15	311.90	112.65
9	OTHER CURRENT LIABILITIES AS RESTATED	March 31, 2025 Amount in Lakhs	March 31, 2024 Amount in Lakhs	March 31, 2023 Amount in Lakhs
	Current maturities of finance lease obligations	5.48	6.94	3.05
	TDS Payable	12.84	6.87	11.93
	GST Payable	34.31	17.94	21.97
	Liabilities for Expenses	100.94	82.99	84.27
	Advance from Customers	27.33	161.37	120.12
	Advance from related party	-	5.12	-
	ESI, EPF & P.Tax payable	0.45	0.55	0.41
	Others	0.11	3.55	11.46
	Total of Other Current Liabilities	181.46	285.32	253.21
10	SHORT TERM PROVISIONS AS RESTATED	March 31, 2025 Amount in Lakhs	March 31, 2024 Amount in Lakhs	March 31, 2023 Amount in Lakhs
	Provision for Taxation	162.14	85.89	19.00
	Less: Advance Tax & Tax deducted/collected at source	(28.21)	(19.88)	(7.34)
	Total of Short Term Provisions	133.94	66.02	11.66



SUNDREX OIL COMPANY LIMITED
CIN: U23200WB2010PLC147053
Notes to Restated Consolidated Financial Statement

8.2 (a)	Trade Payables ageing schedule as on 31.03.2025					
	Particulars	Outstanding for following periods from due date of payment Rs in Lakhs				Total
		Less than 1 year	1-2 years	2-3 years	More than 3 years	
	1. MSME	8.30	-	-	-	8.30
	2. Others	213.51	4.91	0.67	34.06	253.15
	3. Disputed dues - MSME	-	-	-	-	-
	4. Disputed dues - Others	-	-	-	-	-
	Total of Trade Payables as on 31.03.2025	221.81	4.91	0.67	34.06	261.45
8.2 (b)	Trade Payables ageing schedule as on 31.03.2024					
	Particulars	Outstanding for following periods from due date of payment Rs in Lakhs				Total
		Less than 1 year	1-2 years	2-3 years	More than 3 years	
	1. MSME	-	-	-	-	-
	2. Others	231.59	3.97	74.19	2.15	311.90
	3. Disputed dues - MSME	-	-	-	-	-
	4. Disputed dues - Others	-	-	-	-	-
	Total of Trade Payables as on 31.03.2024	231.59	3.97	74.19	2.15	311.90
8.2 (c)	Trade Payables ageing schedule as on 31.3.2023					
	Particulars	Outstanding for following periods from due date of payment Rs in Lakhs				Total
		Less than 1 year	1-2 years	2-3 years	More than 3 years	
	1. MSME	-	-	-	-	-
	2. Others	74.99	0.44	36.17	1.06	112.65
	3. Disputed dues - MSME	-	-	-	-	-
	4. Disputed dues - Others	-	-	-	-	-
	Total of Trade Payables as on 31.03.2023	74.99	0.44	36.17	1.06	112.65




Note : 11.1
Property, Plant & Equipment and Intangible Assets

Amount
(Rs. in Lakhs)

Depreciation For Period 2022-23									
Description	GROSS BLOCK			DEPRECIATION			NET BLOCK		
	As on 01.04.2022	Addition through Stump Sale	Addition during the year	Sale during the year	As at 31.03.2023	Up to 01.04.2022	Depreciation	Deletions during the year	Up to 31.03.2023
Tangible Assets:									
Building (Leasehold)	76.92	-	-	-	76.92	4.31	7.13	-	11.44
Electrical Equipment	12.53	-	-	-	12.53	2.89	2.75	-	5.64
Motor Vehicle	44.88	-	-	-	44.88	25.01	0.31	-	25.32
Plant & Equipments	174.12	-	10.23	-	184.35	55.13	30.60	-	85.72
Office Equipments	9.96	-	0.04	-	10.00	6.15	0.63	-	6.78
Computer & Peripherals	4.41	-	1.67	-	6.07	3.85	1.22	-	5.07
Furniture & Fixtures	38.54	-	3.61	0.03	42.12	10.65	8.49	-	19.14
Total (A)	361.35	-	15.55	0.03	376.87	107.98	51.13	-	159.11
11.2- Intangible Assets:									
Software	-	-	-	-	-	-	-	-	-
Total (B)	-	-	-	-	-	-	-	-	-
Grand Total (A)+(B)	361.35	-	15.55	0.03	376.87	107.98	51.13	-	159.11

Depreciation For Period 2023-24									
Description	GROSS BLOCK			DEPRECIATION			NET BLOCK		
	As on 01.04.2023	Addition through Stump Sale	Addition during the year	Sale during the year	As at 31.03.2024	Up to 01.04.2023	Depreciation	Deletions during the year	Up to 31.03.2024
Tangible Assets:									
Building (Leasehold)	115.10	-	2.93	-	118.04	25.90	4.62	-	30.52
Electrical Equipment	12.53	-	-	-	12.53	5.64	0.76	-	6.40
Motor Vehicle	44.88	-	26.28	-	71.15	25.32	1.88	-	27.20
Plant & Equipments	201.73	-	68.72	-	270.46	90.53	13.04	-	103.58
Office Equipments	10.00	-	6.07	-	16.07	6.78	0.39	-	7.17
Computer & Peripherals	6.54	-	0.34	-	6.88	5.43	0.48	-	5.91
Furniture & Fixtures	42.68	-	23.26	-	65.94	19.67	2.79	-	22.46
Total (A)	433.46	-	127.60	-	561.06	179.27	23.97	-	203.24
11.2- Intangible Assets:									
Software	-	-	0.14	-	0.14	-	0.01	-	0.01
Total (B)	-	-	0.14	-	0.14	-	0.01	-	0.01
Grand Total (A)+(B)	433.46	-	127.74	-	561.20	179.27	23.98	-	203.25

Note: Net block as on 31/03/2023 (FY 2023-24) and net block as on 31/03/2023 (FY 2022-23) mismatched as amounts in 2023-24 represents consolidated balance.



Depreciation For Period 2024-25											
Description	GROSS BLOCK					DEPRECIATION				NET BLOCK	
	As on 01.04.2024	Addition through Slump Sale	Addition during the year	Sale during the year	As at 31.03.2025	Up to 01.04.2024	Depreciation	Deletions during the year	Up to 31.03.2025	As at 31.03.2025	As at 31.03.2024
Tangible Assets:											
Building (Leasehold)	118.04	-	3.07	-	121.10	30.52	4.50	-	35.02	86.08	87.51
Electrical Equipment	12.53	-	1.84	-	14.37	6.40	1.17	-	7.57	6.80	6.13
Motor Vehicle	71.15	-	-	0.30	70.85	27.20	2.58	-	29.78	41.07	43.95
Plant & Equipments	270.46	-	71.53	0.03	341.96	103.58	19.37	-	122.94	219.02	166.88
Office Equipments	16.07	-	11.21	-	27.28	7.17	1.65	-	8.83	18.45	8.89
Computer & Peripherals	6.88	-	0.38	-	7.25	5.91	0.53	-	6.43	0.82	0.97
Furniture & Fixtures	65.94	-	-	-	65.94	22.46	4.72	-	27.18	38.76	43.48
Total (A)	561.06	-	88.04	0.33	648.76	203.24	34.52	-	237.76	411.00	357.82
11.2. Intangible Assets:											
Software	0.14	-	0.32	-	0.46	0.01	0.03	-	0.04	0.42	0.13
Total (B)	0.14	-	0.32	-	0.46	0.01	0.03	-	0.04	0.42	0.13
Grand Total (A)+(B)	561.20	-	88.36	0.33	649.22	203.25	34.55	-	237.80	411.43	357.95

11.2 - Intangible assets (Goodwill on Consolidation)

Goodwill on consolidation for OPRS Enterprises Pvt. Ltd.

	Amount in lakhs
Investment at cost	129.23
(53,400 shares at Rs 242/- each)	-
Less: Net assets	120.51
Add: Minority interest	0.23
Goodwill on consolidation	8.94




Note : 11.3
Capital Work in Progress

Description	GROSS BLOCK				DEPRECIATION				NET BLOCK		
	As on 01.04.2022	Addition through Slump Sale	Addition during the year	Transferred during the year	As at 31.03.2023	Up to 01.04.2022	Depreciation	Deletions during the year	Up to 31.03.2023	As at 31.03.2023	As at 31.03.2022
CWIP	-	-	5.12	-	5.12	-	-	-	-	5.12	-
Total	-	-	5.12	-	5.12	-	-	-	-	5.12	-
Description	GROSS BLOCK				DEPRECIATION				NET BLOCK		
	As on 01.04.2023	Addition through Slump Sale	Addition during the year	Transferred during the year	As at 31.03.2024	Up to 01.04.2023	Depreciation	Deletions during the year	Up to 31.03.2024	As at 31.03.2024	As at 31.03.2023
CWIP	4.00	-	17.35	-	21.35	-	-	-	-	21.35	-
Total	4.00	-	17.35	-	21.35	-	-	-	-	21.35	-
Description	GROSS BLOCK				DEPRECIATION				NET BLOCK		
	As on 01.04.2024	Addition through Slump Sale	Addition during the year	Transferred during the year	As at 31.03.2025	Up to 01.04.2024	Depreciation	Deletions during the year	Up to 31.03.2025	As at 31.03.2025	As at 31.03.2024
CWIP	21.35	-	-	-	21.35	-	-	-	-	21.35	21.35
Total	21.35	-	-	-	21.35	-	-	-	-	21.35	21.35




SUNDREX OIL COMPANY LIMITED
CIN: U23200WB2010PLC147053
Notes to Restated Consolidated Financial Statement

12	NON CURRENT- INVESTMENTS AS RESTATED	March 31, 2025 Amount in Lakhs	March 31, 2024 Amount in Lakhs	March 31, 2023 Amount in Lakhs
i	<u>Investments in Unquoted Share</u>			
(a)	Shashank Finvest Pvt Ltd (3,89,000/- (P.Y 2,65,000) No. of Shares of FV Rs. 10/- each)	159.40	10.60	-
(b)	Nirkoch Niryat Pvt Ltd (25,000/- No. of Shares of FV 10/- each)	0.50	0.50	-
(c)	OPRS Developers Pvt Ltd (49,718/- No. of Shares of FV 10/- each)	248.59	-	-
ii	Investments in Gold	1.17	1.17	1.17
	Total of Non Current Investments	409.66	12.27	1.17
13	OTHER NON CURRENT ASSETS AS RESTATED	March 31, 2025 Amount in Lakhs	March 31, 2024 Amount in Lakhs	March 31, 2023 Amount in Lakhs
	Security Deposit	16.37	15.13	14.06
	Others	-	0.72	8.53
	Total of Other Non Current Assets	16.37	15.86	22.59
14	CURRENT INVESTMENTS AS RESTATED	March 31, 2025 Amount in Lakhs	March 31, 2024 Amount in Lakhs	March 31, 2023 Amount in Lakhs
	Investments in Mutual Fund	11.11	62.00	-
	Total of Current Investment	11.11	62.00	-
15	INVENTORIES AS RESTATED	March 31, 2025 Amount in Lakhs	March 31, 2024 Amount in Lakhs	March 31, 2023 Amount in Lakhs
	<i>(As certified by the management)</i> <i>(Valued at lower of cost and net realisable value)</i>			
	Raw Material	251.68	136.26	59.32
	Finished Goods	319.82	116.03	24.71
	Stores including Packing Materials	23.57	0.30	0.30
	Total of Inventories	595.07	252.59	84.33
16	TRADE RECEIVABLES AS RESTATED	March 31, 2025 Amount in Lakhs	March 31, 2024 Amount in Lakhs	March 31, 2023 Amount in Lakhs
	Unsecured and considered good:			
	Debts Outstanding for more than six months	362.47	137.24	63.68
	Others	1,045.88	915.38	416.13
	Total of Trade Receivable	1,408.34	1,052.62	479.81
	Note: (Refer Note No.16.1(i),16.1(ii), 16.1(iii) for Ageing of Trade Receivable)			
17	CASH AND CASH EQUIVALENTS AS RESTATED	March 31, 2025 Amount in Lakhs	March 31, 2024 Amount in Lakhs	March 31, 2023 Amount in Lakhs
	(A) Cash and Cash Equivalents			
	Balance with Banks			
	- In Current Accounts	387.17	31.17	13.12
	Cash on Hand	29.94	21.63	13.43
	<i>(As certified by the management)</i>			
	Total (A)	417.11	52.80	26.55
	(B) Other Bank Balance			
	Deposit with original maturity for more than 3 months but less than 12 months	76.33	127.59	151.95
	Total (B)	76.33	127.59	151.95
	Total of Cash & Cash Equivalents (A+B)	493.44	180.39	178.50
18	SHORT TERM LOANS AND ADVANCES AS RESTATED	March 31, 2025 Amount in Lakhs	March 31, 2024 Amount in Lakhs	March 31, 2023 Amount in Lakhs
	Unsecured, Considered Good:			
	- Advance to suppliers	295.77	175.28	452.85
	- Loan to Related Party	-	201.19	-
	- Body corporate	-	1.22	-
	- Advance to Staff	6.18	3.39	-
	- Advance for expenses	10.96	0.89	-
	- Others	-	-	6.76
	Total of Short Term Loans and Advances	312.92	381.97	459.62
19	OTHER CURRENT ASSETS AS RESTATED	March 31, 2025 Amount in Lakhs	March 31, 2024 Amount in Lakhs	March 31, 2023 Amount in Lakhs
	GST Receivable	17.51	45.51	17.27
	Amount Receivables from Govt. Authority (VAT)	16.86	16.86	7.78
	Balance Receivable from Revenue Authorities	6.47	-	-
	Advance Against Expenses	109.44	-	-
	Others	-	4.59	12.74
	Total of Other Current Assets	150.28	66.96	37.79



SUNDREX OIL COMPANY LIMITED
CIN: U23200WB2010PLC147053
Notes to Restated Consolidated Financial Statement

TRADE RECEIVABLES							
Trade Receivables ageing schedule as on 31.03.2025							
Particulars	Outstanding for following periods from due date of payment Rs Lakhs				Total		
	Less than 6 months	6 months -1 year	1-2 years	2-3 years		More than 3 years	
1. Undisputed Trade receivables – considered good	1085.22	158.49	132.10	9.25	23.27	1,408.34	
2. Undisputed Trade Receivables – considered doubtful	-	-	-	-	-	-	
3. Disputed Trade Receivables considered good	-	-	-	-	-	-	
4. Disputed Trade Receivables considered doubtful	-	-	-	-	-	-	
Total of Trade Receivable as on 31.03.2025	1,085.22	158.49	132.10	9.25	23.27	1,408.34	
TRADE RECEIVABLES							
Trade Receivables ageing schedule as on 31.03.2024							
Particulars	Outstanding for following periods from due date of payment Rs Lakhs				Total		
	Less than 6 months	6 months -1 year	1-2 years	2-3 years		More than 3 years	
1. Undisputed Trade receivables – considered good	915.38	99.82	13.52	6.59	17.30	1,052.62	
2. Undisputed Trade Receivables – considered doubtful	-	-	-	-	-	-	
3. Disputed Trade Receivables considered good	-	-	-	-	-	-	
4. Disputed Trade Receivables considered doubtful	-	-	-	-	-	-	
Total of Trade Receivable as on 31.03.2024	915.38	99.82	13.52	6.59	17.30	1,052.62	
TRADE RECEIVABLES							
Trade Receivables ageing schedule as on 31.03.2023							
Particulars	Outstanding for following periods from due date of payment Rs Lakhs				Total		
	Less than 6 months	6 months -1 year	1-2 years	2-3 years		More than 3 years	
1. Undisputed Trade receivables – considered good	416.13	50.95	8.72	4.01	-	479.81	
2. Undisputed Trade Receivables – considered doubtful	-	-	-	-	-	-	
3. Disputed Trade Receivables considered good	-	-	-	-	-	-	
4. Disputed Trade Receivables considered doubtful	-	-	-	-	-	-	
Total of Trade Receivable as on 31.03.2023	416.13	50.95	8.72	4.01	-	479.81	



SUNDREX OIL COMPANY LIMITED
CIN: U23200WB2010PLC147053
Notes to Restated Consolidated Financial Statement

20	REVENUE FROM OPERATIONS AS RESTATED	March 31, 2025 Amount in Lakhs	March 31, 2024 Amount in Lakhs	March 31, 2023 Amount in Lakhs
	<u>Sale of Products</u>			
	(i) Domestic Sale	6,452.41	4,609.58	2,479.90
	(ii) Export sales	52.12	17.59	32.67
	<u>Sale of Services</u>			
	(i) Sales of Services from Subsidiaries	20.74	10.09	-
	(ii) Contract Manufacturing Sales	194.42	194.11	236.39
	Total of Revenue from Operations	6,719.68	4,831.36	2,748.97
21	OTHER INCOME AS RESTATED	March 31, 2025 Amount in Lakhs	March 31, 2024 Amount in Lakhs	March 31, 2023 Amount in Lakhs
	Discount received	158.62	65.38	11.80
	Commission Received	-	0.70	-
	Foreign Exchange of Fluctuation	-	0.17	-
	Interest on FDR	6.20	6.44	8.37
	Interest on Income Tax Refund	-	-	0.16
	Interest Received	0.43	3.29	-
	Misc Receipts	1.65	1.53	5.46
	Sundry Balances written Back	4.78	5.94	-
	Shortages	2.11	4.07	4.25
	Liabilities Written Back	-	0.33	-
	Profit from Sale of Mutual Fund	12.39	-	-
	Profit on Sale of Fixed Assets	0.47	-	-
	Incentive Income	5.54	-	-
	Total of Other Income	192.18	87.86	30.05
22	COST OF RAW MATERIAL CONSUMED AS RESTATED	March 31, 2025 Amount in Lakhs	March 31, 2024 Amount in Lakhs	March 31, 2023 Amount in Lakhs
	<u>A. Raw Materials</u>			
	Stock at the beginning of the year	136.26	59.32	67.76
	Add: Purchase during the year	5,664.25	3,882.36	2,025.86
	Less: Stock at the end of the year	251.68	136.26	59.32
	TOTAL (A)	5,548.83	3,805.42	2,034.30
	<u>B. Stores including Packing Materials</u>			
	Stock at the beginning of the year	0.30	0.30	18.96
	Add: Purchase during the year	177.13	160.13	97.47
	Less: Stock at the end of the year	23.57	0.30	0.30
	TOTAL (B)	153.86	160.13	116.12
	Total of Raw Materials Consumed (A+B)	5,702.69	3,965.55	2,150.42
23	PURCHASE OF STOCK IN TRADE AS RESTATED	March 31, 2025 Amount in Lakhs	March 31, 2024 Amount in Lakhs	March 31, 2023 Amount in Lakhs
	Purchase of Stock In Trade	-	-	-
	Purchase of Stock In Trade	-	-	-
24	CHANGE IN INVENTORIES OF FINISHED GOODS & WORK-IN-PROGRESS AS RESTATED	March 31, 2025 Amount in Lakhs	March 31, 2024 Amount in Lakhs	March 31, 2023 Amount in Lakhs
	Inventories at the End of the year (Valued at lower of Cost or Net Realizable Value)	319.82	116.03	24.71
		319.82	116.03	24.71
	Inventories at the beginning of the year	116.03	92.81	13.02
		116.03	92.81	13.02
	Change in Inventories of Finished Goods & Work-in-Progress	(203.79)	(23.22)	(11.69)
25	EMPLOYEE BENEFITS EXPENSES AS RESTATED	March 31, 2025 Amount in Lakhs	March 31, 2024 Amount in Lakhs	March 31, 2023 Amount in Lakhs
	Bonus	3.83	3.53	1.04
	Director's Remuneration	4.80	4.80	21.30
	Incentives paid to employee	0.37	0.07	-
	Employers Contribution on EPF	0.79	0.74	0.83
	Staff welfare Expenses	-	2.76	-
	Employers Contribution on ESI	0.49	0.52	0.39
	Salaries and wages	120.03	84.31	48.07
	Total of Employee Benefits Expenses	130.31	96.73	71.63
26	FINANCE COST AS RESTATED	March 31, 2025 Amount in Lakhs	March 31, 2024 Amount in Lakhs	March 31, 2023 Amount in Lakhs
	<u>Interest on Loan</u>			
	Interest on Secured Loan	55.95	60.00	40.79
	Interest on Unsecured Loan	1.95	7.31	17.41
	Interest on OD/CC	45.61	34.87	16.14
	Interest on Business Loan	41.85	22.95	6.22
	Interest on Vehicle Finance	1.96	1.84	0.66
	Interest on NSIC	10.74	5.60	-
	Foreclosure Charge	-	3.92	-
	Loan Processing and Other Charges	14.85	2.23	11.34
	Bank Charges	6.96	5.03	0.45
	Total of Finance Cost	179.86	143.74	92.99



SUNDREX OIL COMPANY LIMITED
CIN: U23200WB2010PLC147053
Notes to Restated Consolidated Financial Statement

11	DEPRECIATION & AMORTIZATION EXPENSES AS RESTATED	March 31, 2025 Amount in Lakhs	March 31, 2024 Amount in Lakhs	March 31, 2023 Amount in Lakhs
	Depreciation and Amortization on PPE and Intangible Assets	34.55	23.98	51.13
	Total of Depreciation & Amortization Expenses	34.55	23.98	51.13
27	OTHER EXPENSES AS RESTATED	March 31, 2025 Amount in Lakhs	March 31, 2024 Amount in Lakhs	March 31, 2023 Amount in Lakhs
A	Production Expenses			
	Carriage Inward	106.88	87.40	79.44
	Electricity Expenses	11.82	12.12	5.61
	Consumables	15.97	20.92	28.18
	Rate difference in purchases	-	-	14.82
	License & Renewal Fees	0.56	1.29	1.41
	Filling Service Charges	22.09	20.05	13.97
	Packing and Labelling	4.53	11.47	14.24
	Tender Fees	2.08	1.90	0.44
	Total of Production Expenses (A)	163.93	155.15	158.12
B	Administrative Expenses			
	Advertisement	0.47	0.31	0.70
	Auditors Remuneration	4.00	2.16	1.41
	Brokerage & Commission	13.03	14.55	35.47
	Bad debts	-	0.54	18.97
	Calibration Charges	0.14	0.26	0.16
	Conveyance & Travelling	23.10	27.02	13.88
	Discount Allowed	0.43	1.21	7.69
	Electrical Expenses	1.38	1.36	2.13
	Export & Shipping Charges	0.44	0.38	-
	Filing Fee	4.46	0.31	0.01
	Insurance	3.71	2.11	3.73
	Interest on Statutory Dues	2.30	2.70	1.52
	Fine & Penalty Charges	3.31	0.49	0.66
	Professional & Legal Expenses	8.43	7.63	13.25
	Misc. Expenses	0.47	1.30	0.21
	Office Expenses	7.20	8.00	7.41
	Rent, Rates & Taxes	4.05	2.05	0.84
	Repairs & Maintenance	3.14	5.57	35.18
	Sales Promotion	20.10	29.48	6.05
	Security Charges	12.85	12.04	8.76
	Transport Expenses	86.67	92.59	53.21
	Total of Administrative Expenses (B)	199.68	212.08	211.23
	Total of Other Expenses (A+B)	363.62	367.23	369.35
	Additional Information:	March 31, 2025 Amount in Lakhs	March 31, 2024 Amount in Lakhs	March 31, 2023 Amount in Lakhs
	Payment to Auditors			
	Statutory Audit & Tax Audit Fees	4.00	2.16	1.41
	Total	4.00	2.16	1.41
28	EARNING PER SHARE (EPS) AS RESTATED	March 31, 2025 Amount in Rs.	March 31, 2024 Amount in Rs.	March 31, 2023 Amount in Rs.
	The following reflects the profit and data used in calculation of EPS			
	Basic Earning Per Share			
	Net Profit / (Loss) after tax for calculation of basic EPS	54,444,821	25,646,253	3,982,186.30
	No. of weighted average equity shares outstanding for the year ended	6,704,752	3,764,752	3,764,752
	Basic Earning per share from continuing operation	8.12	6.81	1.06
	Diluted Earning Per Share			
	Net Profit / (Loss) after tax for calculation of diluted EPS	54,444,821	25,646,253	3,982,186.30
	No. of weighted average equity shares outstanding for the year ended	6,704,752	3,764,752	3,764,752
	Diluted Earning per share from continuing operation	8.12	6.81	1.06
	Note :			
	1) During the current financial, company has issued 27,84,752 No. of bonus equity shares of face value of Rs.10 by capitalising Reserves i.e balance in Profit & Loss, therefore the EPS and Diluted EPS for the financial year 2022-23 & 2023-24 has been restated.			
	2) During the current financial year, company has issued 58,80,000 No. of equity shares on a right basis at face value of Rs.10 per share on 29th September 2024.			
	3) No. of weighted average equity shares outstanding for the year ended = { (9,80,000 + 27,84,752) X 12/12 } + (58,80,000 X 6/12) = 67,04,752			



SUNDREX OIL COMPANY LIMITED
CIN: U23200WB2010PLC147053
Notes to Restated Consolidated Financial Statement

29 RELATED PARTY DISCLOSURE

a. Names of related parties (As given and certified by the management)

Description of Relationship	Name of Relationship	Designation
Key Management Personnel	Shashank Sonthalia	CEO & Whole Time Director
	Radha Gobindo Chowdhary	Whole time Director
	Maresh Sonthalia	Managing Director
	Shaheryaar Ali Mirza	Director
	Karma Sonam Bhutia	Director
	Aman Sonthalia	CFO
	Akansha Lakhani	Company Secretary
Company in which Key Management Personnel / Relatives of Key Management Personnel can exercise Significant Influence	M/s Aman Enterprises	
	M/s Vignesh Enterprise	
	M/s OPRS Developers Pvt Ltd	
	M/s Shashank Finvest Pvt Ltd	
	M/s Industrial Corporation	
	M/s Mahesh Enterprises	
	M/s Industiral Oil Company	
Subsidiary Company	M/s OPRS Enterprises Pvt Ltd	
	M/s Ecolixir Greentech Pvt Ltd	
Relative of Key Management Personnel	Smt Richa Sonthalia	
	Sri Aman Sonthalia	
	Sri Vignesh Sonthalia	
	Smt Dolly Sonthalia	



SUNDREX OIL COMPANY LIMITED
CIN: U23200WB2010PLC147053
Notes to Restated Consolidated Financial Statement

b. Details of Related Party Transactions during the period :

Nature of Relationship	March 31, 2025	March 31, 2024	March 31, 2023
	Amount (Rs. in lakhs)	Amount (Rs. in lakhs)	Amount (Rs. in lakhs)
Remuneration :			
Sri Radha Gobindo Chowdhary	4.80	5.20	4.80
Sri Shashank Sonthalia	-	-	3.00
Smt Seema Sonthalia	-	-	1.00
Expenses Paid			
Sri Radha Gobindo Chowdhary	-	2.00	-
Creditors For Expenses			
Sri Shashank Sonthalia	7.24		
Debtors			
Industrial Corporation	0.05		
Unsecured Loan (Received)			
Sri Shashank Sonthalia	23.85	0.51	-
M/s. Shashank Finvest Pvt Ltd	241.55	-	-
Unsecured Loan (Repaid)			
Sri Shashank Sonthalia	23.85	0.79	-
M/s. Shashank Finvest Pvt Ltd	-	2.10	-
Sitting Fees to Independent Director			
Sri Mahesh Sonthalia	-	-	12.50
Salary			
Sri Aman Sonthalia	-	-	3.60
Interest on Unsecured Loan			
Sri Shashank Sonthalia	-	-	2.12
Smt Seema Sonthalia	-	-	2.17
M/s. Shashank Finvest Pvt Ltd	-	-	0.76
M/s. OPRS Developers Pvt Ltd	-	-	2.15
Interest on Unsecured Loan (Received)			
M/s Shashank Finvest Pvt Ltd	-	0.53	-
Sale of Materials			
M/s. Aman Enterprises	2.64	2.02	4.72
M/s. Mahesh Enterprises	4.56	5.45	1.99
M/s. Industiral Oil Company	-	6.08	-
Purchase of Materials			
M/s. Aman Enterprises	1,528.38	646.25	248.33
M/s. Mahesh Enterprises	27.94	-	16.03
M/s. Industrial Corporation	-	-	5.10
M/s. Industiral Oil Company	-	-	-



SUNDREX OIL COMPANY LIMITED
CIN: U23200WB2010PLC147053
Notes to Restated Consolidated Financial Statement

c.	Balances of Related party at the year end	March 31, 2025	March 31, 2024	March 31, 2023
	Outstanding Balance for Unsecured Loan			
	Sri Shashank Sonthalia	-	5.68	15.33
	Smt Seema Sonthalia	-	(0.33)	19.80
	M/s. Shashank Finvest Pvt Ltd	239.81	10.82	35.00
	Advance from Debtors			
	M/s. Vignesh Enterprise	-	0.05	-
	M/s. OPRS Developers Pvt Ltd	-	-	1.83
	Advance to Supplier			
	M/s. Mahesh Enterprises	-	142.92	334.12
	M/s. Aman Enterprises	171.63	-	-
	M/s. OPRS Developers Pvt Ltd	-	-	86.25
	M/s. Shashank Finvest Pvt Ltd	-	201.14	-
	Smt Richa Sonthalia	-	83.55	1.26
	Outstanding Balance of Sundry Creditor			
	M/s. Mahesh Enterprises	24.29	-	-
	M/s. Aman Enterprises	-	43.82	9.17
	M/s. Industiral Oil Company	-	4.98	-
	M/s. Industiral Corporation	-	-	5.10
	Trade Payable for Expenses			
	Sri Radha Gobindo Chowdhary	4.80	-	0.37
	Smt. Dolly Sonthalia	-	-	0.58
	M/s. Vignesh Enterprise	0.52	0.48	-
	Sri Shashank Sonthalia	0.17	7.46	-
	Other Receivable			
	Sri Aman Sonthalia	4.27	3.29	-
	Sri Vignesh Sonthalia	9.24	0.27	-
	M/s. Industrial Oil Company	0.05	0.10	-
	Other Payable			
	Sri Shashank Sonthalia	-	-	0.52
	Sri Aman Sonthalia	-	-	0.98




SUNDREX OIL COMPANY LIMITED
CIN: U23200WB2010PLC147053
Notes to Restated Consolidated Financial Statement

Amount In Lakhs		
30	Contingent liabilities and commitments (to the extent not provided for)	March 31,2025
	TDS Liability as per Traces :	
	For The Year 24-25	0.44
	For The Year 23-24	0.58
	For The Year 22-23	1.37
	For The Year 21-22	0.75

				Amount In Lakhs
31	Foreign Currency Transactions	March 31, 2025	March 31,2024	March 31,2023
	FOB Value of Exports	52.12	13.12	24.99
	Total	52.12	13.12	24.99

32 Additional Information Regarding Borrowings

I Loans from Bank & Financial Institutions	
	Terms
a	Hypotication of Current assets and Property at Jalan complex
	Duration : 18 months
	Limit :3 Crore
	Interest : Repo+3%
b	Tenure:84 months
	Limit: Rs.4,084,556/-
	Rate of Interest :17% p.a
c	Sanction Amount:Rs.4,037,850/-
	Tenure-48 months
	Rate of Interest ::18% p.a.
d	Sanction Amount:Rs.25,00,000/-
	,Tenure-36 months
	Rate of Interest ::20% p.a.
e	Sanction Amount - RS. 8,80,560/-
	Tenure - 60 Months
	Rate of Interest - 5.11% p.a.
f	Sanction Amount -Rs. 25,80,600/-
	Tenure - 84 Months
	Rate of Interest - 17% p.a.
g	Security: Hyundai Verna sx
	Tenure:60 months
	Interest : 8.65%P.a
h	Colletral Security of Land situated at Mouza Banaria, JL No. 26, Flat 4F in Gangotri Apartment, situated at Mouza Kaikhali and premisis no. 519 on the 5th Floor of The Terminus in New Town
	144 Months
i	Sanction Amount -Rs. 35,25,823/-
	Tenure - 36 Months
	Rate of Interest - 19% p.a.
j	Sanction Amount -Rs. 40,49,070/-
	Tenure - 36 Months
	Rate of Interest - 16.50% p.a.



SUNDREX OIL COMPANY LIMITED
CIN: U23200WB2010PLC147053
Notes to Restated Consolidated Financial Statement

k	Yes Bank	Sanction Amount -Rs. 35,00,000/-
		Tenure - 36 Months
		Rate of Interest - 16.50% p.a.
l	L & T Finance Ltd	Sanction Amount -Rs. 35,20,973/-
		Tenure - 36 Months
		Rate of Interest - 18.00% p.a.
m	Unit small Finance Bank	Sanction Amount:Rs.40,80,000/-
		Tenure-36 months
		Rate of Interest :18.50% p.a.

Additional Regulatory Information :-

- 33 Details of Benami property held (If any proceedings have been initiated during the FY under Benami property Act)**
The company is not holding any benami property under the Benami Transactions (Prohibition) Act, 1988 (45 of 1988) and the rules made thereunder. No proceedings have been initiated or pending against the company under BT(P) Act, 1988 & Rules made thereunder.
- 34 Relationship with Struck off companies**
As per the information available with the management, the company has not entered into any transactions with the companies who have been struck off under section 248 of Companies Act, 2013 or section 560 of Companies Act, 1956.
- 35 Registration of charges or satisfaction with Registrar of Companies**
Company has filed necessary forms with ROC for creation and satisfaction of charges within stipulated time period during the period ended March 31,2025. No charges or satisfaction yet to be registered with Registrar of Companies beyond the Statutory Period.
- 36 Investment in Crypto Currency**
The Company has neither Traded nor Invested in Crypto or Foreign Currency during the period ended March,31, 2025, March,31, 2024, March,31, 2023.
- 37 Compliance with number of layers of companies**
The company has complied with the number of layers prescribed under clause (87) of section 2 of the Act read with the Companies (Restriction on number of Layers) Rules, 2017. Further, the Company is neither a Subsidiary or Associate of another Company nor it has any Subsidiary or Associate.
- 38 Utilisation of Borrowed funds and share premium**
The company has not advanced or loaned or invested any funds (either borrowed funds or share premium or any other sources or kind of funds) to any other person(s) or entity(ies), including foreign entities (Intermediaries) with the understanding (whether recorded in writing or otherwise) that the Intermediary shall
a (i) directly or indirectly lend or invest in other persons or entities identified in any manner whatsoever by or on behalf of the company (Ultimate Beneficiaries) or (ii) provide any guarantee, security or the like to or on behalf of the Ultimate Beneficiaries
The company has not received any fund from any person(s) or entity(ies), including foreign entities (Funding Party) with the understanding (whether recorded in writing or otherwise) that the company shall
b (i) directly or indirectly lend or invest in other persons or entities identified in any manner whatsoever by or on behalf of the Funding Party (Ultimate Beneficiaries) or (ii) provide any guarantee, security or the like on behalf of the Ultimate Beneficiaries.



SUNDREX OIL COMPANY LIMITED
CIN: U23200WB2010PLC147053
Notes to Restated Consolidated Financial Statement

39	Ratio Analysis	Numerator	Denominator	As at 31st March, 2025	As at 31st March, 2024	As at 31st March, 2023	Reason (if variance more than 25%)
	Current Ratio	Current Asset	Current Liability	2.44	1.41	1.73	Due to increase in current assets & decrease in current liabilities
	Debt Equity Ratio	Debt	Shareholder fund	1.13	3.44	7.04	Due to Increase in Shareholders fund
	Debt Service Coverage Ratio	EBITDA	Debt Service (Principal + Interest)	0.10	0.15	0.32	Increase in Debt Service
	Return on Equity Ratio	Net Profit after Taxes	Shareholder's fund	0.36	0.65	0.29	Due to Increase in Shareholders fund
	Inventory Turnover Ratio	Revenue from operation	Average Inventory	3.96	19.13	29.87	Due to Increase in Average Inventory
	Trade Receivable Turnover Ratio	Revenue from operation	Average Trade Receivables	1.37	4.59	6.37	Due to Increase in Average Trade Receivables
	Trade Payable Turnover Ratio	Purchases	Average Trade Payables	5.09	12.96	4.54	Due to Increase in Average Trade Payables
	Net Capital Turnover Ratio	Revenue from operation	Average Working Capital	1.44	8.28	7.61	Due to increase in Average Working Capital
	Net Profit Ratio	Net Profit after Taxes	Revenue from operation	0.08	0.05	0.01	Due to Increase in Net Profit
	Return on Capital Employed	EBIT	Capital Employed (Shareholder's Fund + Total Debts+DTL)	0.26	0.27	0.12	NA
	Return on Investment	EBIT	Debt + Equity	26.45%	26.99%	12%	NA

40 Managerial Remuneration

(Included under head "Employee Benefits Expenses")

Rs in Lakhs

Particulars	Period Ended 31.03.2025	Period Ended 31.03.2024
(i) Director's Remuneration	4.80	4.80

41 Defined Contribution Plan

Contribution to defined contribution plan, recognized as an expense under the head "Employee Benefit Expense" as under:

Rs in Lakhs

Particulars	Period Ended 31.03.2025	Period Ended 31.03.2024
(i) Employer's contribution to Provident Fund	0.79	0.74
(ii) Employer's contribution to ESI	0.49	0.52

- 42 The company does not have any property whose title deeds are not held in the name of the company, however the company has taken building on lease. These Lease Agreements are normally renewed on expiry.
- 43 The Company has no Investment Property during the period March 31,2025, March 31,2024 & March 31, 2023 so there cannot be any revaluation of the same.
- 44 The Company has not revalued its Property, Plant and Equipment during the period March 31,2025, March 31,2024, & March 31, 2023.
- 45 The Company has not revalued any Intangible assets during the period March 31,2025, March 31,2024 & March 31, 2023.
- 46 The company has followed accounting as per division I of schedule III of Companies act 2013, but has only disclosed those areas that are applicable to the company.
- 47 The company has no Intangible asset under development during the period March 31,2025, March 31,2024 & March 31, 2023 so it does not require any valuation for the same.
- 48 Previous year figures have been reclassified/regrouped to confirm the presentation requirements and the requirements laid down in Division-I of the Schedule-III of the Companies Act,2013.
- The Company has borrowings from banks or financial institutions on the basis of security of current assets.
- 49 The quarterly returns or statements of current assets filed by the Company with banks or financial institutions are in agreement with the books of accounts.



SUNDREX OIL COMPANY LIMITED
CIN: U23200WB2010PLC147053
Notes to Restated Consolidated Financial Statement

- 50 The company has not been declared as a wilful defaulter by any bank or financial Institution or other lender till the period ended March 31,2025, March 31,2024 & March 31, 2023.
- 51 No Undisclosed Income has been recorded in the Books of Accounts during the period March 31,2025, March 31,2024 & March 31, 2023.
- 52 During the year no Scheme of Arrangements has been approved by the Competent Authority in terms of sections 230 to 237 of the Companies Act, 2013.

53 Disclosures of Loans or Advances in the nature of loans are granted to promoters, directors, KMPs and the related parties (as defined under Companies Act, 2013), is repayable on demand.

- a) Repayable on Demand
b) without specifying any terms or period of repayment

Loans or Advances in the nature of loans are granted to promoters, directors, KMPs and the related parties

Type of Borrower	Amount of loan or advance in the nature of loan outstanding			Percentage to the total Loans and Advances in the nature of loans		
	31.03.2025	31.03.2024	31.03.2023	31.03.2025	31.03.2024	31.03.2023
Promoters	-	-	-	-	-	-
Directors	-	-	-	-	-	-
KMPs	-	-	-	-	-	-
Related Party	-	-	-	-	-	-
Total	-	-	-	-	-	-

54 Corporate Social Responsibility(CSR)

Particulars	Amount in Lakhs
Amount required to be spent by the company during the year, Amount of expenditure incurred Total of previous years shortfall, Nature of CSR activities	Not Applicable

- 55 Balances of Trade Receivables, Trade Payables, Loans & Advances and other Advances are subject to confirmation from respective parties. The management has represented that receivables and payables amount under these heads are realisable and payable at the stated values.
- 56 The Company is having single reporting segment hence disclosure as require by the Accounting Standard 17 is not applicable.
- 57 The Company has not declared any Dividend during the period March 31, 2025, March 31, 2024 & March 31, 2023.
- For the purpose of Consolidated Cash Flow for the Financial Year 2023-24, company used the Full consolidation Method i.e Standalone Cash Flow of Subsidiaries M/s OPRS Enterprises Pvt Ltd. & M/s Ecolixir Greentech Pvt Ltd. has been added to arrive at the consolidated cash flow of the company because there was no consolidated financial statements applicable for the Financial year 2022-2023
- 58 In the opinion of the Board of Directors, the value of realisation of current assets, advances and deposits in the ordinary course of Business would not be less than the amount at which they are stated in the financial statement.
- 59

The accompanying notes form integral part of the restated financial statements

For Jain Sonu & Associates

Chartered Accountants

FRN No. 324386E

Partner - CA Sonu Jain

Membership No. - 060015

UDIN - 25060015 BHLXB04928

Place : Kolkata

Date: 14.05.2025



SUNDREX OIL COMPANY LIMITED

SUNDREX OIL COMPANY LIMITED

For and on behalf of Board of Directors of

Sundrex Oil Company Limited

Whole Time Director

Shashank Sonthalia

(Whole-time director)

DIN No: 03052899

Aman Sonthalia
(Chief Financial Officer)

Managing Director

Manesh Sonthalia

(Managing Director)

DIN No: 00755021

Akanksha Lakhani

Akanksha Lakhani

(Company Secretary)

(Mem no-A58174)